



## 简明家长指南 (小学)

**登陆Connect, 网址**  
**[connect.det.wa.edu.au](http://connect.det.wa.edu.au)**

轻松与老师交流。

了解学校的活动和发生的事情。

保证您能了解到孩子的学习评估和反馈。

随时随地您都可以在各种设备上参与到孩子的学习中。

学校会为您提供安全的用户名和密码。


# Connect: 主页

- A** 您孩子的信息全在这里  
选择姓名，您可以看到 Connect上您孩子的全部课程。
- B** 各种课程  
点击课程名称，查看课程。
- C** 校园空间  
查找学校的最新通知和信息。
- D** 发送缺席记录  
通知学校您孩子缺席的原因，并附上医疗证明。
- E** 即将开始的活动的  
随时了解学校和课堂活动和截止日期。
- F** 下次交作业时间  
查看孩子每科功课和家庭作业的提交的截止日期。
- G** 改变密码  
管理您的密码，并在更改电子邮箱地址后通知学校。

**Send an absentee note from Connect**

Parents can now send absentee notes for their child from the Connect homepage. Click the button to learn more.

[Learn more](#)



---

**Classes** **A** View All

Samuel Matthew

---

PS Library

Room 14

Year 6 Students **B**

Matthew Matthew

---

ATPS Coding Club 2019

Year 5/6 Sport

**Latest Information** **Read**

---

**Term 3 Novel Study**

Notice - Room 14

Matthew - Tuesday, 9 July 2019 @10:13AM

Teacher

Hi all, Hope you're enjoying a great start to the holidays/working week. Thought now would be a good time to let everyone know that next term we will be studying the novel "The Outsiders" as part of our English work next ter...

6 0

[Change Password](#)

[Terms of Use](#)

---

**My Spaces**

**Australia Terrace Primary School**

**Swan Valley Secondary College**

**C**

---

[Send Absentee Note](#) **D**

---

**Next Event** **E**

---

**Character Expose - Exam Preparation**

Deadline


Yr 11 - English - Unit 1

*Due: 3:00 PM Friday, 21 Sep*

When an event is added to any of your calendars, the next event will appear here.

---

**Next Submission** **F**



**You currently don't have any submissions due.**

When a submission is created, the next due submission will appear here.

**G**

---

**36819**

Active Classes

---

**64**

Online Now


**Connect Help**

---

[Parent Flyer - Primary](#)

[Parent Flyer - Secondary](#)


[Step by Step Guide for Parents](#)




connect  
Connecting education

connect.det.wa.edu.au

简明家长指南 (小学)  
2019年7月



Department of Education



CC BY NC

# Connect: 我的孩子界面

H

我的孩子

查看每个孩子的信息—— 不受限于学校。点击‘迅速切换’按钮在您孩子之间进行切换。

I

出勤率

单击学期中的每一周来查看详细的出勤记录。

J

课堂

点击班级名称来查看关于您孩子所在班级的信息。

The screenshot shows the 'My Children' interface for a student named Matthew. The interface is divided into several sections:

- Overview:** A sidebar on the left with options for Overview, Attendance, and Reports.
- Attendance:** A top-right section showing a calendar for Term 2. It displays attendance for Week 1 and Week 2, with columns for Tuesday, Wednesday, and Thursday. Legend: Present (P), Authorised absence (AA), Unauthorised absence (UA).
- User Activity:** A middle section listing recent actions: 'viewed the folder "Week 4 -> Literacy Groups", in Room 14', 'viewed the folder "Literacy Groups", in Room 14', 'viewed the folder "Literacy Groups", in Room 14', 'viewed the Library, in Room 14', and 'viewed the Form Class Room 14'. It also shows 'logged in' events.
- Classes:** A bottom-right section listing classes: 'ATPS Coding Club 2019', 'PS Library', 'Room 14', 'Year 5/6 Sport', and 'Year 6 Students'.
- Teachers:** A section at the bottom right showing teacher profiles.

Callout letters H, I, and J point to the 'My Children' tab, the 'Attendance' section, and the 'Classes' section respectively.

查看孩子 **课堂和老师** 的情况。

打开您孩子的 **学期报告** 以便下载或打印。

查看您孩子每周出勤记录中的**出勤**趋势。

查看每个孩子的**Connect 课堂**来了解关于通知、活动日期、学习活动和功课的更多信息。

# Connect: 我的孩子界面

K

## 响应界面

在电话或平板电脑上，菜单会消失。请点击图标打开它们


L

## 学生报告

点击报告以便打开或下载副本。

M

## 查看过去的报告

点击  图标并选择年份来打开或下载过去报告的副本。

